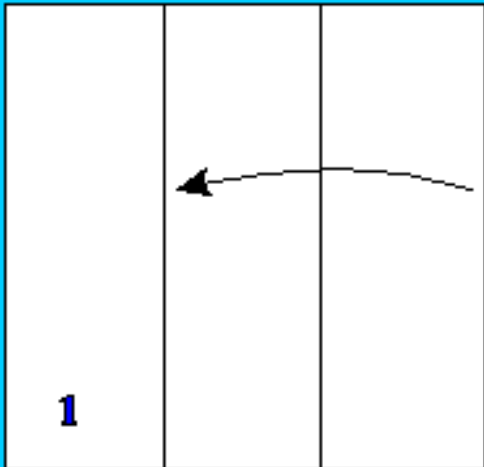
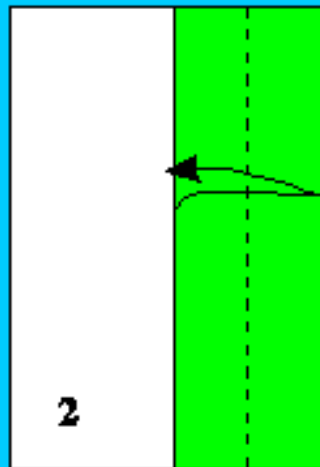


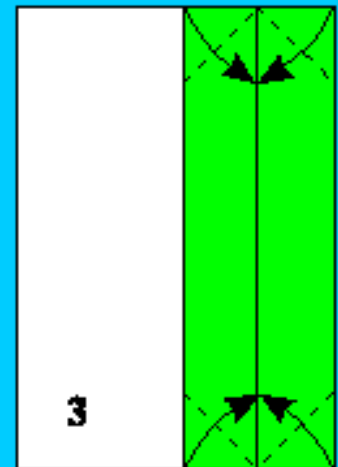
Traditional Box for Flexicube



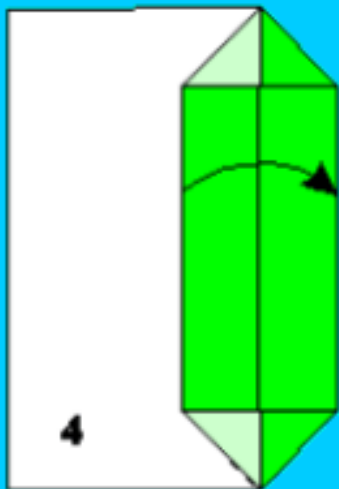
Size of Square to fit the Flexicube 6 x
tape width, fold into 3 equal parts.
Valley fold right section.



Fold and unfold this section



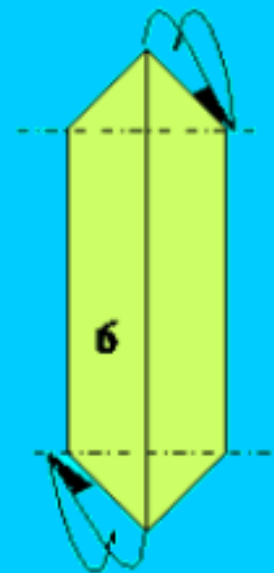
Valley fold the corners as
indicated.




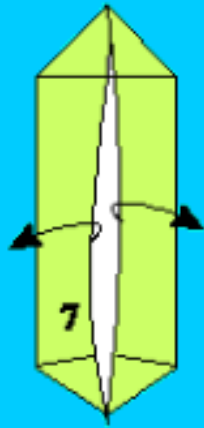
Close this section to the right



Repeat step 1-4



Mountain fold the points and unfold



open up the box and sharpen the corners.

Make a lid of a slightly larger square

Updated 1. February 2001

Fc 12147

[FastCounter by bCentral](#)

FLEXICUBE

ORIGAMI